



■ Vers. C01

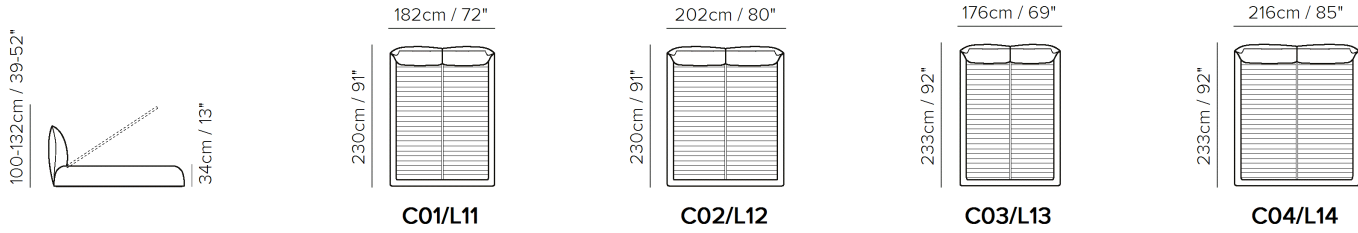


■ Vers. C01









■ Vers. C01

SCHEMATICS



TECHNICAL INFORMATION

| | | | | | | |
|--|-----------------|---|---|---|--------------------------------------|---|
|  | COVERING | Leather <input checked="" type="checkbox"/> | Soft Cover <input checked="" type="checkbox"/> | | | |
|  | LEGS | Wood <input type="checkbox"/> | Metal <input type="checkbox"/> | Plastic <input type="checkbox"/> | Castors <input type="checkbox"/> | Upholstered <input type="checkbox"/> |
|  | FILLING | Arms <input type="checkbox"/> Fiber <input type="checkbox"/> Foam <input type="checkbox"/> Feather/Fiber Mix <input type="checkbox"/> Feather | Seat cushion <input type="checkbox"/> Fiber <input type="checkbox"/> Foam <input type="checkbox"/> Feather/Fiber Mix <input type="checkbox"/> Feather | Back cushion <input type="checkbox"/> Fiber <input type="checkbox"/> Foam <input type="checkbox"/> Feather/Fiber Mix <input type="checkbox"/> Feather | | |
|  | COMFORT | Standard Comfort <input checked="" type="checkbox"/> | Firm Comfort <input type="checkbox"/> | | | |
|  | FUNCTION | Bed <input type="checkbox"/> | Electric motion <input type="checkbox"/> | Motion <input type="checkbox"/> | Recliner <input type="checkbox"/> | Sliding <input type="checkbox"/> |
|  | OPTIONS | Nails <input type="checkbox"/> | Removable <input type="checkbox"/> | Contrast Stitching <input type="checkbox"/> | | |

NOTES

- Designer: Claudio Bellini
- LEATHER: Model available only in Top Grain leather
- Double movement mechanism to re-position the mesh: horizontal (to easily reposition the linen) or 45° position (for a practical storage solution)
- Bed with storage option (vers. C0..)
- Bed with split mesh (ver. L1..)
- MESH DIMENSION:
- Vers. C01/L11: 160 x 200 cm (63 x 79 inch)
- Vers. C02/L12: 180 x 200 cm (71 x 79 inch)
- Vers. C03/L13: 152 x 200 cm (60 x 79 inch)
- Vers. C04/L14: 193 x 200 cm (76 x 79 inch)

NOTES



■ Vers. C01

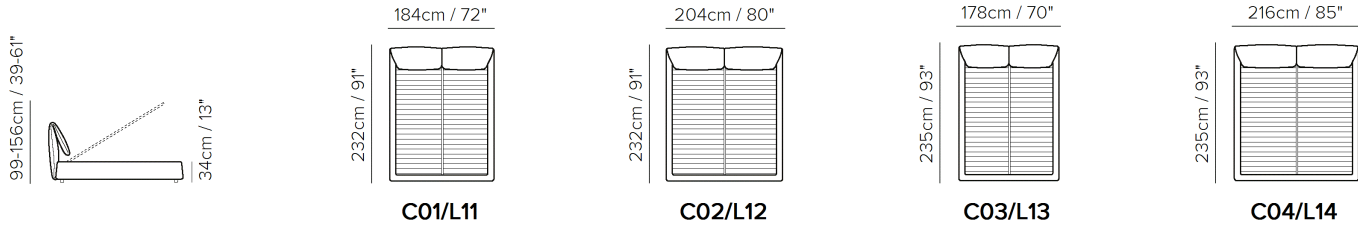


■ Vers. C01









■ Vers. C01

SCHEMATICS



TECHNICAL INFORMATION

| | | | | | | |
|--|-----------------|---|---|---|--------------------------------------|---|
|  | COVERING | Leather <input checked="" type="checkbox"/> | Soft Cover <input checked="" type="checkbox"/> | | | |
|  | LEGS | Wood <input type="checkbox"/> | Metal <input type="checkbox"/> | Plastic <input type="checkbox"/> | Castors <input type="checkbox"/> | Upholstered <input type="checkbox"/> |
|  | FILLING | Arms <input type="checkbox"/> Fiber <input type="checkbox"/> Foam <input type="checkbox"/> Feather/Fiber Mix <input type="checkbox"/> Feather | Seat cushion <input type="checkbox"/> Fiber <input type="checkbox"/> Foam <input type="checkbox"/> Feather/Fiber Mix <input type="checkbox"/> Feather | Back cushion <input type="checkbox"/> Fiber <input type="checkbox"/> Foam <input type="checkbox"/> Feather/Fiber Mix <input type="checkbox"/> Feather | | |
|  | COMFORT | Standard Comfort <input checked="" type="checkbox"/> | Firm Comfort <input type="checkbox"/> | | | |
|  | FUNCTION | Bed <input type="checkbox"/> | Electric motion <input type="checkbox"/> | Motion <input type="checkbox"/> | Recliner <input type="checkbox"/> | Sliding <input type="checkbox"/> |
|  | OPTIONS | Contrast Stitching <input type="checkbox"/> | Removable <input type="checkbox"/> | Nails <input type="checkbox"/> | | |

NOTES

- Designer: Claudio Bellini
- LEATHER: Model available only in Top Grain leather
- Double movement mechanism to re-position the mesh: horizontal (to easily reposition the linen) or 45° position (for a practical storage solution)
- Bed with storage option (vers. C0..)
- Bed with split mesh (ver. L1..)
- MESH DIMENSION:
- Vers. C01/L11: 160 x 200 cm (63 x 79 inch)
- Vers. C02/L12: 180 x 200 cm (71 x 79 inch)
- Vers. C03/L13: 152 x 200 cm (60 x 79 inch)
- Vers. C04/L14: 193 x 200 cm (76 x 79 inch)

NOTES



■ Vers. L12

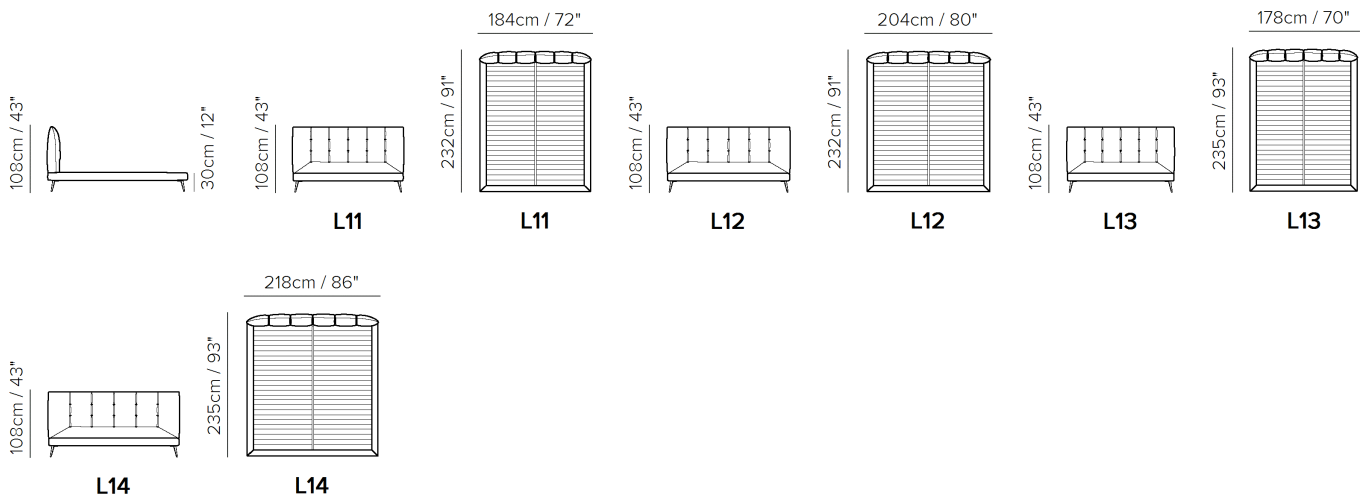


■ Vers. L12









■ Vers. L12

SCHEMATICS



TECHNICAL INFORMATION

| | | | | | | |
|--|-----------------|---|---|---|--------------------------------------|---|
|  | COVERING | Mix <input checked="" type="checkbox"/> | Leather <input checked="" type="checkbox"/> | Soft Cover <input checked="" type="checkbox"/> | | |
|  | LEGS | Wood <input type="checkbox"/> | Metal <input checked="" type="checkbox"/> | Plastic <input type="checkbox"/> | Castors <input type="checkbox"/> | Upholstered <input type="checkbox"/> |
|  | FILLING | Arms <input type="checkbox"/> Fiber <input type="checkbox"/> Foam <input type="checkbox"/> Feather/Fiber Mix <input type="checkbox"/> Feather | Seat cushion <input type="checkbox"/> Fiber <input type="checkbox"/> Foam <input type="checkbox"/> Feather/Fiber Mix <input type="checkbox"/> Feather | Back cushion <input type="checkbox"/> Fiber <input type="checkbox"/> Foam <input type="checkbox"/> Feather/Fiber Mix <input type="checkbox"/> Feather | | |
|  | COMFORT | Standard Comfort <input checked="" type="checkbox"/> | Firm Comfort <input type="checkbox"/> | | | |
|  | FUNCTION | Bed <input type="checkbox"/> | Electric motion <input type="checkbox"/> | Motion <input type="checkbox"/> | Recliner <input type="checkbox"/> | Sliding <input type="checkbox"/> |
|  | OPTIONS | Nails <input type="checkbox"/> | Removable <input type="checkbox"/> | Contrast Stitching <input type="checkbox"/> | | |

NOTES

- Leather/Fabric MIX CATEGORIES are based on the STARTING PRICE CATEGORY OF LEATHER combined with fabric = cat. 1A (cat.10 + fabric) - 1B (cat.15 + fabric) - 2A (cat. 20 ...) - 2B (cat. 25 ...) - 3A (cat. 30 ...) - 3B (cat. 35 ...) - 4A (cat. 40 ...) – 5E (cat. 55 ...)
- Bed with split mesh (ver. L1..)
- MESH DIMENSION:
- Vers. L11: 160 x 200 cm (63 x 79 inch)
- Vers. L12: 180 x 200 cm (71 x 79 inch)
- Vers. L13: 152 x 200 cm (60 x 79 inch)
- Vers. L14: 193 x 200 cm (76 x 79 inch)
- Metal legs available with brushed brass (70) or black chromed (78) finishing.
- The bed must be ordered always with 2 coverings.
- LEATHER/FABRIC MIX:
- 1° COV (Leather): Frame and headboard
- 2° COV (Fabric): Headboard and frame detail
- LEATHER:
- 1° COV (Leather): Frame, front panel of the headboard
- 2° COV (Leather): Headboard and frame detail (same category as 1° Cov)
- FABRIC:
- 1° COV (Fabric): Frame, front panel of the headboard
- 2° COV (Leather/Fabric): Headboard or frame detail (in case of leather, only art. Lemans)

NOTES



■ Vers. L12

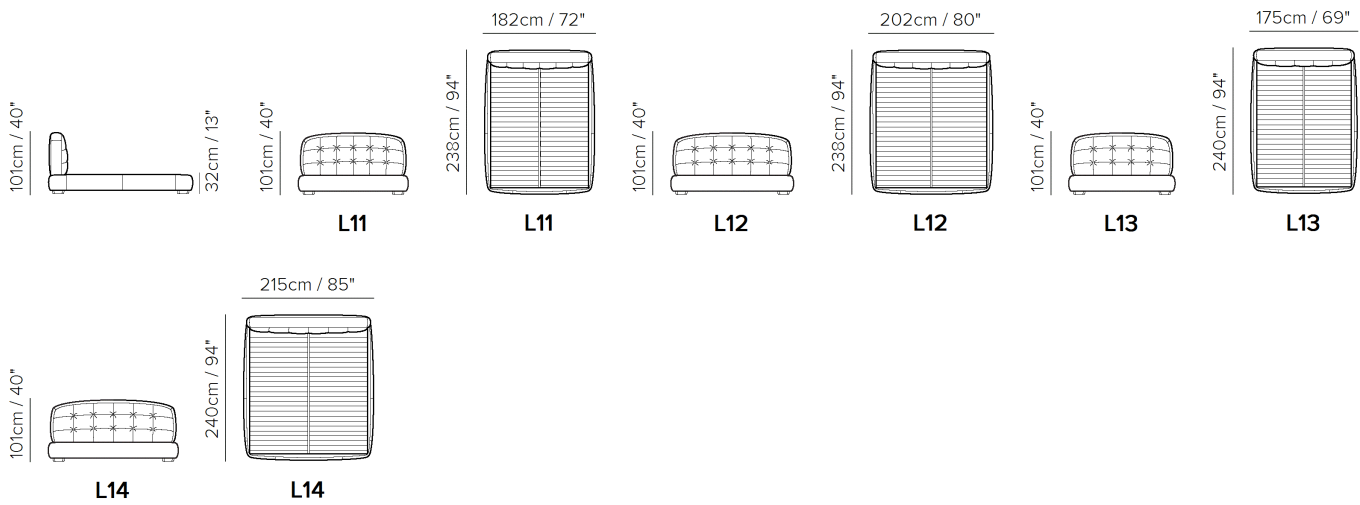


■ Vers. L12









■ Vers. L12

SCHEMATICS



TECHNICAL INFORMATION

| | | | | | | |
|--|-----------------|---|---|---|--------------------------------------|---|
|  | COVERING | Leather <input checked="" type="checkbox"/> | Soft Cover <input checked="" type="checkbox"/> | | | |
|  | LEGS | Wood <input checked="" type="checkbox"/> | Metal <input type="checkbox"/> | Plastic <input type="checkbox"/> | Castors <input type="checkbox"/> | Upholstered <input type="checkbox"/> |
|  | FILLING | Arms <input type="checkbox"/> Fiber <input type="checkbox"/> Foam <input type="checkbox"/> Feather/Fiber Mix <input type="checkbox"/> Feather | Seat cushion <input type="checkbox"/> Fiber <input type="checkbox"/> Foam <input type="checkbox"/> Feather/Fiber Mix <input type="checkbox"/> Feather | Back cushion <input type="checkbox"/> Fiber <input type="checkbox"/> Foam <input type="checkbox"/> Feather/Fiber Mix <input type="checkbox"/> Feather | | |
|  | COMFORT | Standard Comfort <input checked="" type="checkbox"/> | Firm Comfort <input type="checkbox"/> | | | |
|  | FUNCTION | Bed <input type="checkbox"/> | Electric motion <input type="checkbox"/> | Motion <input type="checkbox"/> | Recliner <input type="checkbox"/> | Sliding <input type="checkbox"/> |
|  | OPTIONS | Contrast Stitching <input type="checkbox"/> | Removable <input type="checkbox"/> | Nails <input type="checkbox"/> | | |

NOTES

- The bed is available with two different mesh positions (the gap between the 2 different level is about 5 cm)
- Bed with split mesh (ver. L1..)
- MESH DIMENSION:
- Vers. L11: 160 x 200 cm (63 x 79 inch)
- Vers. L12: 180 x 200 cm (71 x 79 inch)
- Vers. L13: 152 x 200 cm (60 x 79 inch)
- Vers. L14: 193 x 200 cm (76 x 79 inch)
- Feet available in wood finishings 09 (Walnut) / 18 (Wengè)

NOTES



■ Vers. L12

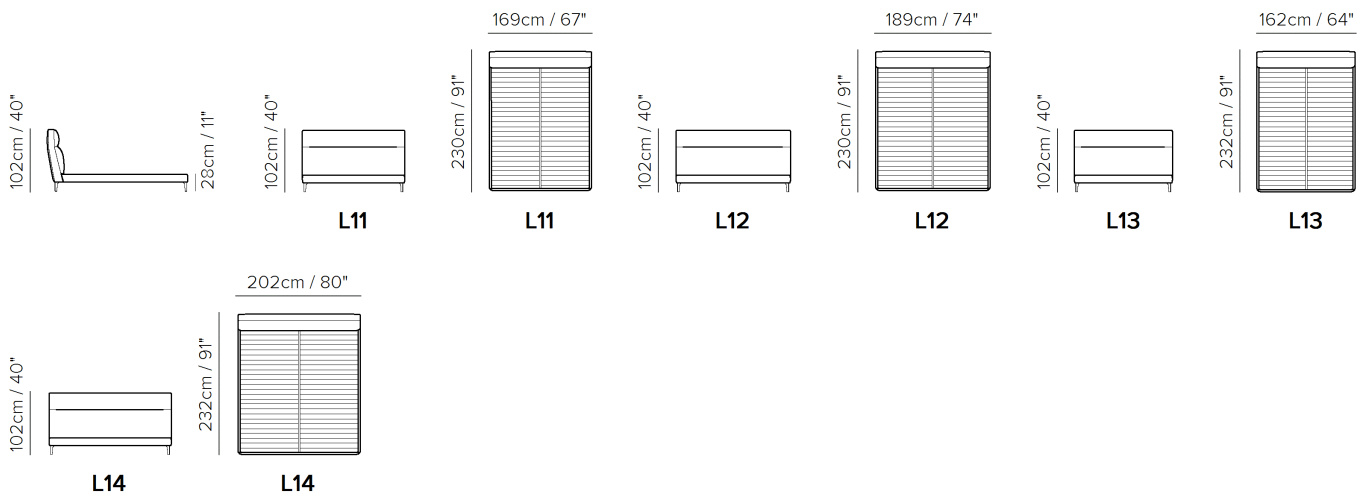


■ Vers. L12









■ Vers. L12

SCHEMATICS



TECHNICAL INFORMATION

| | | | | | | |
|--|-----------------|---|---|---|--------------------------------------|---|
|  | COVERING | Leather <input checked="" type="checkbox"/> | Soft Cover <input checked="" type="checkbox"/> | | | |
|  | LEGS | Wood <input type="checkbox"/> | Metal <input type="checkbox"/> | Plastic <input type="checkbox"/> | Castors <input type="checkbox"/> | Upholstered <input type="checkbox"/> |
|  | FILLING | Arms <input type="checkbox"/> Fiber <input type="checkbox"/> Foam <input type="checkbox"/> Feather/Fiber Mix <input type="checkbox"/> Feather | Seat cushion <input type="checkbox"/> Fiber <input type="checkbox"/> Foam <input type="checkbox"/> Feather/Fiber Mix <input type="checkbox"/> Feather | Back cushion <input type="checkbox"/> Fiber <input type="checkbox"/> Foam <input type="checkbox"/> Feather/Fiber Mix <input type="checkbox"/> Feather | | |
|  | COMFORT | Standard Comfort <input checked="" type="checkbox"/> | Firm Comfort <input type="checkbox"/> | | | |
|  | FUNCTION | Bed <input type="checkbox"/> | Electric motion <input type="checkbox"/> | Motion <input type="checkbox"/> | Recliner <input type="checkbox"/> | Sliding <input type="checkbox"/> |
|  | OPTIONS | Nails <input type="checkbox"/> | Removable <input type="checkbox"/> | Contrast Stitching <input type="checkbox"/> | | |

NOTES

- Bed with split mesh (ver. L1..)
- MESH DIMENSION:
- Vers. L11: 160 x 200 cm (63 x 79 inch)
- Vers. L12: 180 x 200 cm (71 x 79 inch)
- Vers. L13: 152 x 200 cm (60 x 79 inch)
- Vers. L14: 193 x 200 cm (76 x 79 inch)
- Metal legs available with matt black (79) or metal gold (90) finishings

NOTES



■ Vers. L12

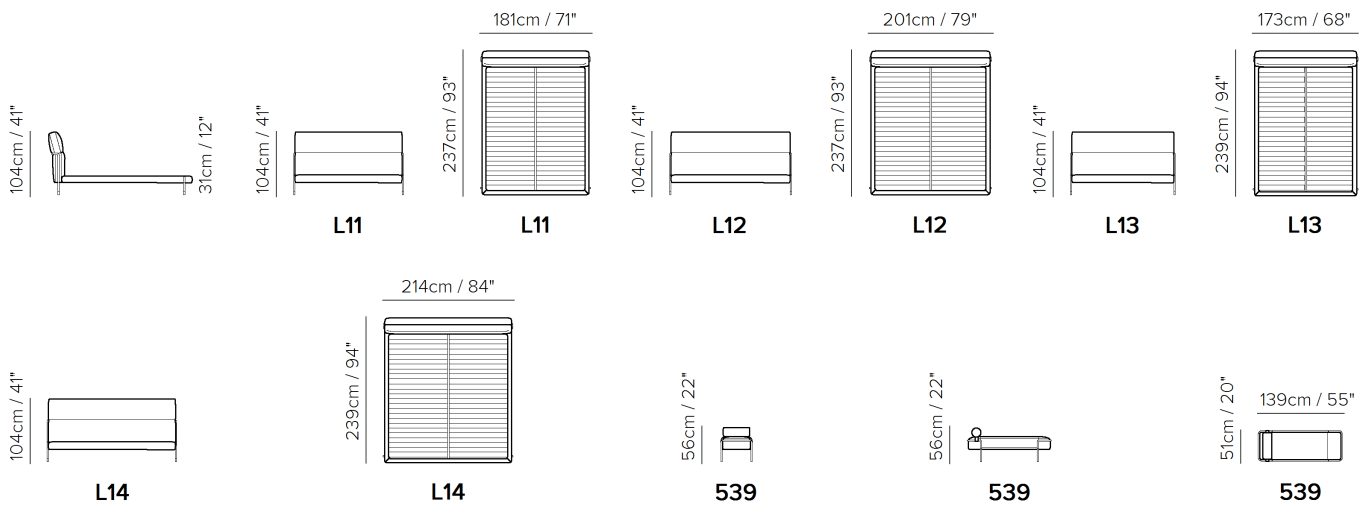


■ Vers. L12










■ Vers. 539

SCHEMATICS



TECHNICAL INFORMATION

| | | | | | | |
|--|---|---|---|---|--------------------------------------|---|
|  | COVERING | Leather <input checked="" type="checkbox"/> | Soft Cover <input checked="" type="checkbox"/> | | | |
|  | LEGS | Wood <input type="checkbox"/> | Metal <input checked="" type="checkbox"/> | Plastic <input type="checkbox"/> | Castors <input type="checkbox"/> | Upholstered <input type="checkbox"/> |
|  | FILLING | Arms <input type="checkbox"/> Fiber <input type="checkbox"/> Foam <input type="checkbox"/> Feather/Fiber Mix <input type="checkbox"/> Feather | Seat cushion <input type="checkbox"/> Fiber <input type="checkbox"/> Foam <input type="checkbox"/> Feather/Fiber Mix <input type="checkbox"/> Feather | Back cushion <input type="checkbox"/> Fiber <input type="checkbox"/> Foam <input type="checkbox"/> Feather/Fiber Mix <input type="checkbox"/> Feather | | |
|  | COMFORT | Standard Comfort <input checked="" type="checkbox"/> | Firm Comfort <input type="checkbox"/> | | | |
|  | FUNCTION | Bed <input type="checkbox"/> | Electric motion <input type="checkbox"/> | Motion <input type="checkbox"/> | Recliner <input type="checkbox"/> | Sliding <input type="checkbox"/> |
|  | OPTIONS | Contrast Stitching <input type="checkbox"/> | Removable <input type="checkbox"/> | Nails <input type="checkbox"/> | | |
|  | WRINKLES & VISUAL APPEARANCE | Low <input type="checkbox"/> | Medium <input type="checkbox"/> | High <input checked="" type="checkbox"/> | | |

WRINKLES & VISUAL APPEARANCE

Due to a combination of the elasticity of the covering, the nature of the interior construction and the design for comfortability of the product, the model may exhibit differing levels of wrinkles.



The models need to be dressed on a regular basis to maintain their appearance and the wrinkles should not be considered as a manufacturing defect, but a natural characteristic of the product.

NOTES

- Bed with split mesh (ver. L1..)
- MESH DIMENSION:
- Vers. L11: 160 x 200 cm (63 x 79 inch)
- Vers. L12: 180 x 200 cm (71 x 79 inch)
- Vers. L13: 152 x 200 cm (60 x 79 inch)
- Vers. L14: 193 x 200 cm (76 x 79 inch)
- The bed is completed with a bench (version 539) available in the same coverings enabled for the bed.
- Metal legs available with matt black 79 or glossy white 72 finishing

NOTES



■ Vers. L12

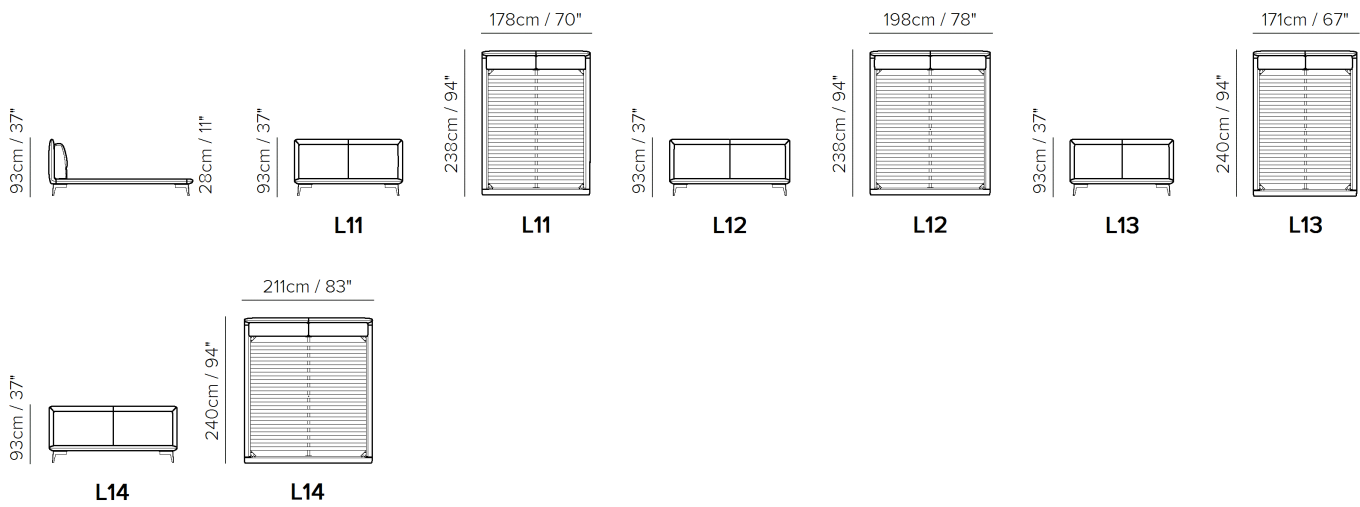


■ Vers. L12










■ Vers. L12

SCHEMATICS



TECHNICAL INFORMATION

| | | | | | | |
|--|---|---|---|---|--------------------------------------|---|
|  | COVERING | Leather <input checked="" type="checkbox"/> | Soft Cover <input checked="" type="checkbox"/> | | | |
|  | LEGS | Wood <input type="checkbox"/> | Metal <input checked="" type="checkbox"/> | Plastic <input type="checkbox"/> | Castors <input type="checkbox"/> | Upholstered <input type="checkbox"/> |
|  | FILLING | Arms <input type="checkbox"/> Fiber <input type="checkbox"/> Foam <input type="checkbox"/> Feather/Fiber Mix <input type="checkbox"/> Feather | Seat cushion <input type="checkbox"/> Fiber <input type="checkbox"/> Foam <input type="checkbox"/> Feather/Fiber Mix <input type="checkbox"/> Feather | Back cushion <input type="checkbox"/> Fiber <input type="checkbox"/> Foam <input type="checkbox"/> Feather/Fiber Mix <input type="checkbox"/> Feather | | |
|  | COMFORT | Standard Comfort <input checked="" type="checkbox"/> | Firm Comfort <input type="checkbox"/> | | | |
|  | FUNCTION | Bed <input type="checkbox"/> | Electric motion <input type="checkbox"/> | Motion <input type="checkbox"/> | Recliner <input type="checkbox"/> | Sliding <input type="checkbox"/> |
|  | OPTIONS | Contrast Stitching <input type="checkbox"/> | Nails <input type="checkbox"/> | Removable <input type="checkbox"/> | | |
|  | WRINKLES & VISUAL APPEARANCE | Low <input type="checkbox"/> | Medium <input type="checkbox"/> | High <input checked="" type="checkbox"/> | | |

WRINKLES & VISUAL APPEARANCE

Due to a combination of the elasticity of the covering, the nature of the interior construction and the design for comfortability of the product, the model may exhibit differing levels of wrinkles.



The models need to be dressed on a regular basis to maintain their appearance and the wrinkles should not be considered as a manufacturing defect, but a natural characteristic of the product.

NOTES

- MESH DIMENSION:
- Vers. L11: 160 x 200 cm (63 x 79 inch)
- Vers. L12: 180 x 200 cm (71 x 79 inch)
- Vers. L13: 152 x 200 cm (60 x 79 inch)
- Vers. L14: 193 x 200 cm (76 x 79 inch)
- Feet available in metal finishing 79 (Matte Black)

NOTES



■ Vers. L12

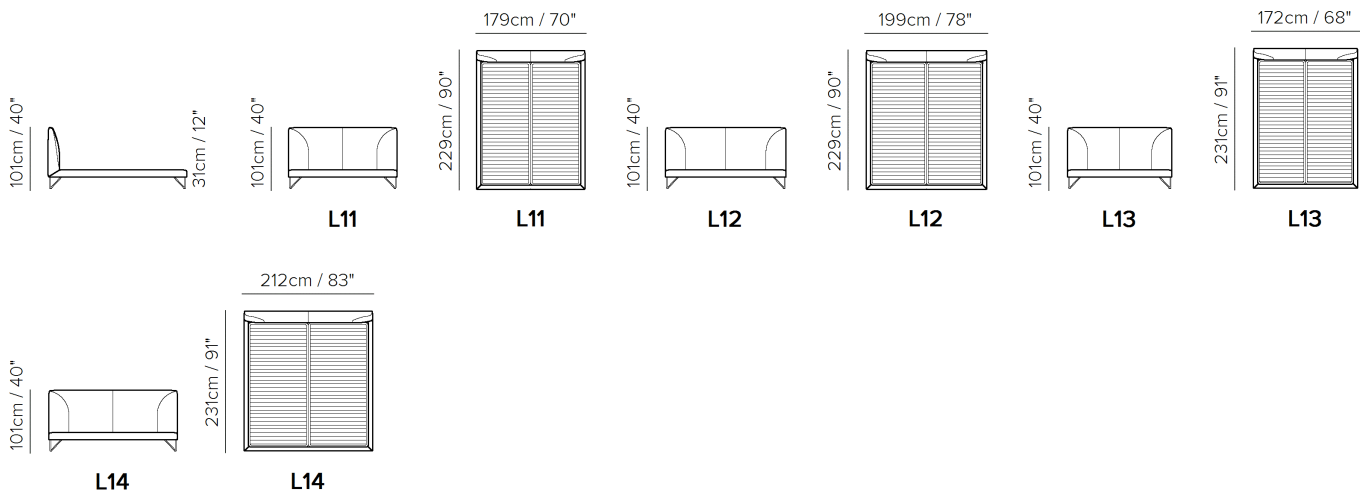


■ Vers. L12










■ Vers. L12

SCHEMATICS



TECHNICAL INFORMATION

| | | | | | | |
|--|---|---|---|---|--------------------------------------|---|
|  | COVERING | Leather <input checked="" type="checkbox"/> | Soft Cover <input checked="" type="checkbox"/> | | | |
|  | LEGS | Wood <input type="checkbox"/> | Metal <input checked="" type="checkbox"/> | Plastic <input type="checkbox"/> | Castors <input type="checkbox"/> | Upholstered <input type="checkbox"/> |
|  | FILLING | Arms <input type="checkbox"/> Fiber <input type="checkbox"/> Foam <input type="checkbox"/> Feather/Fiber Mix <input type="checkbox"/> Feather | Seat cushion <input type="checkbox"/> Fiber <input type="checkbox"/> Foam <input type="checkbox"/> Feather/Fiber Mix <input type="checkbox"/> Feather | Back cushion <input type="checkbox"/> Fiber <input type="checkbox"/> Foam <input type="checkbox"/> Feather/Fiber Mix <input type="checkbox"/> Feather | | |
|  | COMFORT | Standard Comfort <input checked="" type="checkbox"/> | Firm Comfort <input type="checkbox"/> | | | |
|  | FUNCTION | Bed <input type="checkbox"/> | Electric motion <input type="checkbox"/> | Motion <input type="checkbox"/> | Recliner <input type="checkbox"/> | Sliding <input type="checkbox"/> |
|  | OPTIONS | Contrast Stitching <input type="checkbox"/> | Removable <input type="checkbox"/> | Nails <input type="checkbox"/> | | |
|  | WRINKLES & VISUAL APPEARANCE | Low <input checked="" type="checkbox"/> | Medium <input type="checkbox"/> | High <input type="checkbox"/> | | |

WRINKLES & VISUAL APPEARANCE

Due to a combination of the elasticity of the covering, the nature of the interior construction and the design for comfortability of the product, the model may exhibit differing levels of wrinkles.



The models need to be dressed on a regular basis to maintain their appearance and the wrinkles should not be considered as a manufacturing defect, but a natural characteristic of the product.

NOTES

- LEATHER: Model available only in Top Grain leather
- Bed with split mesh (ver. L1..)
- MESH DIMENSION:
- Vers. L11: 160 x 200 cm (63 x 79 inch)
- Vers. L12: 180 x 200 cm (71 x 79 inch)
- Vers. L13: 152 x 200 cm (60 x 79 inch)
- Vers. L14: 193 x 200 cm (76 x 79 inch)
- Feet available in metal finishing 79 (Matte Black)

NOTES
