



■ Vers. 767+436+766

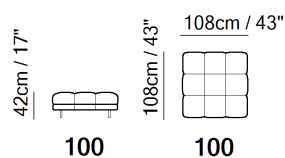
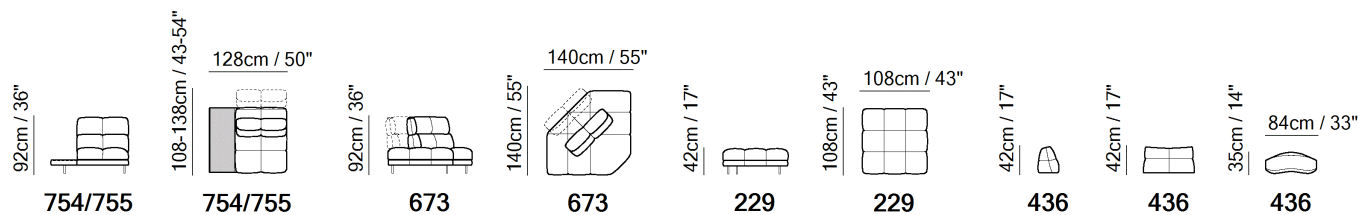
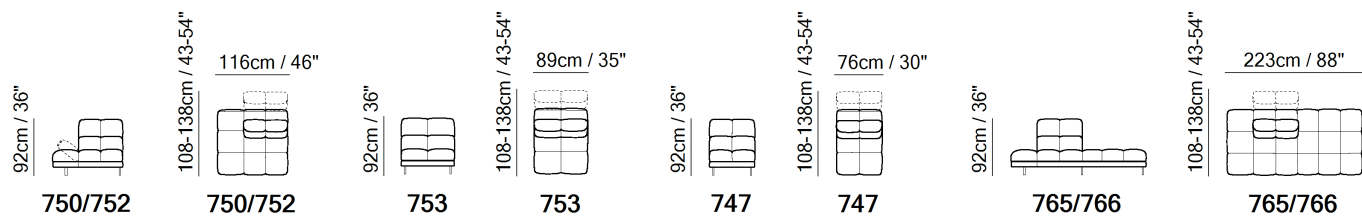
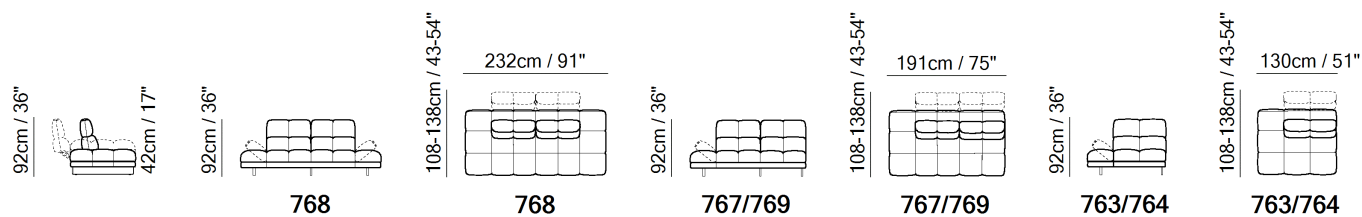


■ Vers. 768

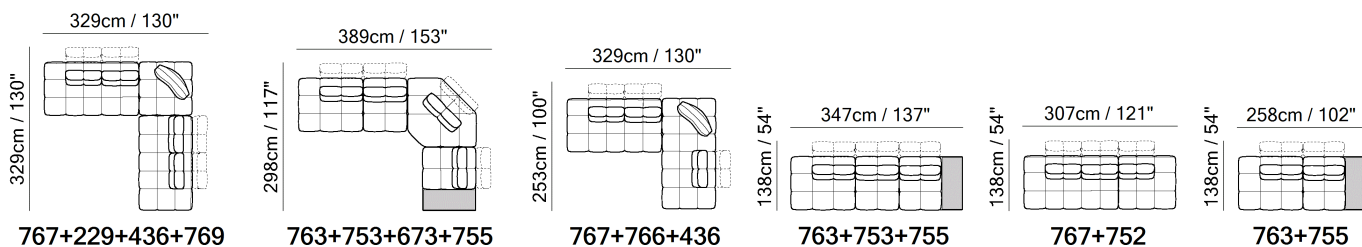


■ Vers. 763+753+673+755







SCHEMATICS



COMPOSITION EXAMPLES



TECHNICAL INFORMATION

	COVERING	Leather <input checked="" type="checkbox"/>				
	FILLING	Arms <input type="checkbox"/> Fiber <input checked="" type="checkbox"/> Foam <input type="checkbox"/> Feather/Fiber Mix <input type="checkbox"/> Feather	Seat cushion <input type="checkbox"/> Fiber <input checked="" type="checkbox"/> Foam <input type="checkbox"/> Feather/Fiber Mix <input type="checkbox"/> Feather	Back cushion <input type="checkbox"/> Fiber <input checked="" type="checkbox"/> Foam <input type="checkbox"/> Feather/Fiber Mix <input type="checkbox"/> Feather		
	COMFORT	Standard Comfort <input checked="" type="checkbox"/>	Firm Comfort <input checked="" type="checkbox"/>			
	FUNCTION	Bed <input type="checkbox"/>	Electric motion <input type="checkbox"/>	Motion <input type="checkbox"/>	Recliner <input type="checkbox"/>	Sliding <input type="checkbox"/>
	VISUAL APPEARANCE*	Low <input type="checkbox"/>	Medium <input type="checkbox"/>	High <input checked="" type="checkbox"/>		
	LEGS	Wood <input type="checkbox"/>	Metal <input checked="" type="checkbox"/>	Plastic <input type="checkbox"/>	Castors <input type="checkbox"/>	Upholstered <input type="checkbox"/>

VISUAL APPEARANCE

The product may reveal various wrinkles due to the combination of Elasticity of the covering, characteristics of the interior construction and the design of the product.



Products with Visual Appearance listed as High or Medium would require higher degree of care, where seats and back cushions may require fluffing and plumping more often than Products with Visual Appearance listed as Low.

NOTES

- LEATHER: Model available only in Top Grain leather
- Model Roma is available in fabric with code C257 and in leather with code X257. The versions of the models can be combined with each other.
- Manually adjustable backrest through a tilting mechanism: 2 positions, back and forth.
- Manually adjustable arm with ratchet mechanism.
- Versions 754/755 (large armless chair with left/right terminal and adj. backrest) include a ceramic side top on the terminal in jazz white finishing only.
- New modular sectional versions that allow compact configuration solutions by also combining new additional elements such as the “self-standing backrest”. This version has a carefully studied weight placed internally in its base. You can feel free to move it around and place it as needed on the seating surface to easily provide back support.
- 229 version to be used only as a corner while the 100 as a loose ottoman. These versions have same dimensions and look similar, but they differ from each other by the legs positioning.
- Packaging: Cardboard wrap.
- Feet available in metal finishings 77 (Glossy Chromed) / 79 (Matte Black)

NOTES
