



■ Vers. 530

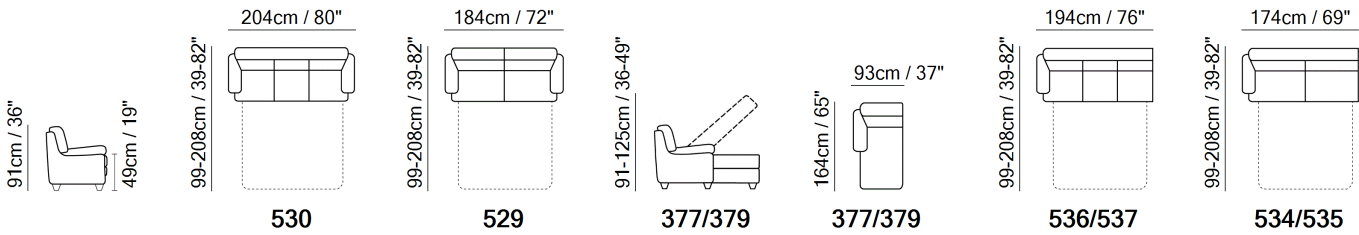


■ Vers. 530








■ Vers. 377+535

SCHEMATICS



COMPOSITION EXAMPLES

TECHNICAL INFORMATION

	COVERING	Leather <input checked="" type="checkbox"/>	Soft Cover <input checked="" type="checkbox"/>			
	FILLING	Arms <div><input type="checkbox"/> Fiber <input checked="" type="checkbox"/> Foam <input type="checkbox"/> Feather/Fiber Mix <input type="checkbox"/> Feather</div>	Seat cushion <div><input type="checkbox"/> Fiber <input checked="" type="checkbox"/> Foam <input type="checkbox"/> Feather/Fiber Mix <input type="checkbox"/> Feather</div>	Back cushion <div><input type="checkbox"/> Fiber <input checked="" type="checkbox"/> Foam <input type="checkbox"/> Feather/Fiber Mix <input type="checkbox"/> Feather</div>		
	COMFORT	Standard Comfort <input checked="" type="checkbox"/>	Firm Comfort <input type="checkbox"/>			
	FUNCTION	Bed <input type="checkbox"/>	Electric motion <input type="checkbox"/>	Motion <input type="checkbox"/>	Recliner <input type="checkbox"/>	Sliding <input type="checkbox"/>
	LEGS	Wood <input checked="" type="checkbox"/>	Metal <input type="checkbox"/>	Plastic <input type="checkbox"/>	Castors <input type="checkbox"/>	Upholstered <input type="checkbox"/>

BED MECHANISM & MATTRESS

MECHANISM		MATTRESS				
VERSIONS	TYPE	VERSIONS	TYPE	DIMENSIONS		
				W	L	H
529,534,535	Ready-Bed electro-welded - Double folding	529,534,535	Memory	140	195	17
530,536,537	Ready-Bed electro-welded - Double folding	530,536,537	Memory	160	195	17

Ready-Bed electro-welded
Memory

The back cushion goes under the bed mechanism.
Non-allergic memory mattress available with zippered cover that can be easily taken off and washed.

NOTES

- All arms, back and seat surfaces are covered in Top Grain.
- This model is available with split leather exterior covering (Side, Rear and Front Panels)
- Tight Seat Cushion (the seat cushions of the models are fixed to the frame)
- Tight Back Cushion (the back cushions of the models are fixed to the frame)
- No Leather Side (the sectional pieces have the side covered with lining and not leather)
- Internal wooden frame.
- Feet requires assembling. Feet will be in a bag inside the package.
- The model will be wrapped in a plastic bag.
- Feet available in wood finishings 09 (Walnut) / 18 (Wengè)
- Feet height 4,0 cm

NOTES
