



■ Vers. F45

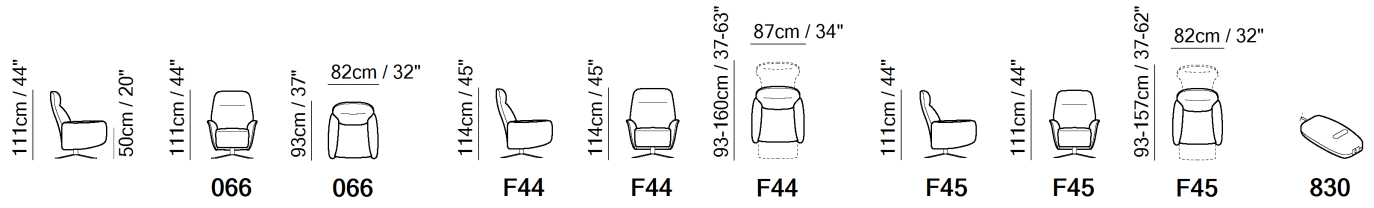


■ Vers. F45









■ Vers. 066

**SCHEMATICS**



TECHNICAL INFORMATION

|  |                           |   |  |                                     |  |   |  |
|--|---------------------------|---|--|-------------------------------------|--|---|--|
|  | <b>COVERING</b>           | Leather<br><input checked="" type="checkbox"/>          | Soft Cover<br><input checked="" type="checkbox"/>  |                                     |  |   |  |
|  | <b>FILLING</b>            | Arms  | <input type="checkbox"/> Fiber<br><input checked="" type="checkbox"/> Foam<br><input type="checkbox"/> Feather/Fiber Mix<br><input type="checkbox"/> Feather | Seat cushion                        | <input type="checkbox"/> Fiber<br><input checked="" type="checkbox"/> Foam<br><input type="checkbox"/> Feather/Fiber Mix<br><input type="checkbox"/> Feather | Back cushion                            | <input type="checkbox"/> Fiber<br><input checked="" type="checkbox"/> Foam<br><input type="checkbox"/> Feather/Fiber Mix<br><input type="checkbox"/> Feather |
|  | <b>COMFORT</b>            | Standard Comfort<br><input checked="" type="checkbox"/> | Firm Comfort<br><input type="checkbox"/>   |                                     |  |   |  |
|  | <b>FUNCTION</b>           | Bed<br><input type="checkbox"/>                         | Electric motion<br><input type="checkbox"/>  | Motion<br><input type="checkbox"/>  | Recliner<br><input type="checkbox"/>   | Sliding<br><input type="checkbox"/>     |  |
|  | <b>VISUAL APPEARANCE*</b> | Low<br><input checked="" type="checkbox"/>              | Medium<br><input type="checkbox"/>   | High<br><input type="checkbox"/>    |  |   |  |
|  | <b>LEGS</b>               | Wood<br><input type="checkbox"/>                        | Metal<br><input checked="" type="checkbox"/>   | Plastic<br><input type="checkbox"/> | Castors<br><input type="checkbox"/>  | Upholstered<br><input type="checkbox"/> |  |

VISUAL APPEARANCE

The product may reveal various wrinkles due to the combination of Elasticity of the covering, characteristics of the interior construction and the design of the product.



Products with Visual Appearance listed as High or Medium would require higher degree of care, where seats and back cushions may require fluffing and plumping more often than Products with Visual Appearance listed as Low.

NOTES

- Available in leather (TG only) or fabric.
- Dual power motion recliner: headrest and footrest
- Available in two different sizes: King size (version F44) and Queen size (F45). Compared to the queen version, the king version is taller and wider.
- The chair is also available as a swivel (version 066) in one dimension only (same as the queen version)
- A battery pack can be ordered with its own version code 830. For order entry please use XX for category and XXX for cover code. In order to optimize the duration of the battery, it is suggested to order one per each motion seat.
- The model has external switch on the side panel to activate the mechanism.
- Metal base available in unique metal finishing anthracite.
- Packaging: Cardboard wrap.

NOTES

---