



■ Vers. 022+379




■ Vers. 022+379

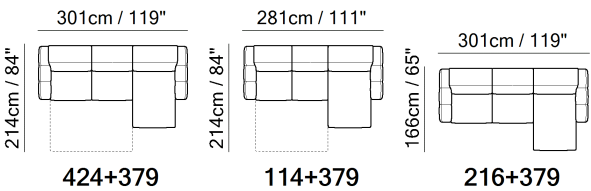


■ Vers. 022+379







SCHEMATICS



COMPOSITION EXAMPLES



TECHNICAL INFORMATION

	COVERING	Leather <input checked="" type="checkbox"/>	Soft Cover <input checked="" type="checkbox"/>			
	FILLING	Arms	<input type="checkbox"/> Fiber <input type="checkbox"/> Foam <input type="checkbox"/> Feather/Fiber Mix <input type="checkbox"/> Feather	Seat cushion	<input type="checkbox"/> Fiber <input type="checkbox"/> Foam <input type="checkbox"/> Feather/Fiber Mix <input type="checkbox"/> Feather	Back cushion <input type="checkbox"/> Fiber <input type="checkbox"/> Foam <input type="checkbox"/> Feather/Fiber Mix <input type="checkbox"/> Feather
	COMFORT	Firm Comfort <input type="checkbox"/>	Standard Comfort <input checked="" type="checkbox"/>			
	FUNCTION	Bed <input checked="" type="checkbox"/>	Electric motion <input type="checkbox"/>	Motion <input type="checkbox"/>	Recliner <input type="checkbox"/>	Sliding <input type="checkbox"/>
	VISUAL APPEARANCE*	Low <input checked="" type="checkbox"/>	Medium <input type="checkbox"/>	High <input type="checkbox"/>		
	LEGS	Wood <input type="checkbox"/>	Plastic <input type="checkbox"/>	Metal <input checked="" type="checkbox"/>	Upholstered <input type="checkbox"/>	Castors <input type="checkbox"/>

VISUAL APPEARANCE

The product may reveal various wrinkles due to the combination of Elasticity of the covering, characteristics of the interior construction and the design of the product.

 Low

 Medium

 High

Products with Visual Appearance listed as High or Medium would require higher degree of care, where seats and back cushions may require fluffing and plumping more often than Products with Visual Appearance listed as Low.

NOTES

- The Capri project has been designed to meet the need for an easy-to-use project equipped with a “ready to bed”mechanism while preserving the exceptional comfort of a traditional sofa.
- It’s modern and rounded design ensures unparalleled visual appeal and comfort:
 - Foam mattress with a height of 11 cm, available with dimension190x140 and 193x120
 - Manually adjustable headrest across all versions
 - Chaise longue available with or without storage compartment
- Available in leather (TG only) or fabric.
- Internal wooden frame.
- Feet will be in a bag inside the package and requires assembling.
- The model will be wrapped in a plastic bag.
- Feet available in metal finishings 77 (Glossy Chromed) / 79 (Matte Black)

NOTES
